







## WELCOME TO YEAR 7 MUSIC AT RAINFORD HIGH

During the first term at Rainford High, we will be getting to know all about you and your musical experience

Some of you may have done a lot of music before and some of you may have done very little

**IT DOESN'T MATTER** – you will have the chance to do lots of practical music throughout the year and we will encourage you to develop your music at your level.

Here is a taste of what we cover in the first term – have a go at the tasks and enjoy!





















Key Vocabulary	Meaning	
<b>BEAT</b>	<p><b>Stays the same throughout the music – like a pulse or heartbeat...</b></p>  <p><b>You can tap your feet or click your fingers to it.</b></p>	
<b>RHYTHM and PITCH</b>	<p><b>A musical pattern that changes:</b></p> 	<p><b>How high or low a note sounds:</b></p> 
<b>PERFORMANCE</b>	<p><b>By singing or playing on the keyboard:</b></p>  <p><b>Performance can either be as a SOLOIST as part of a DUET or as part of a whole group ENSEMBLE</b></p>	

<b>Task 1: Rhythm Conundrums</b>	<ul style="list-style-type: none"> <li>• Start tapping your foot to keep a steady beat</li> <li>• Over the top, tap a repeated rhythm with your right hand</li> <li>• With your left hand, tap a different rhythm</li> <li>• How long can you keep going? Can you swap or change rhythms half way through? Can you write these rhythms down?</li> </ul>
----------------------------------	---



<p><b>Task 2: Performance</b></p>	<ul style="list-style-type: none"> <li>• If you have access to a musical instrument or already play one, choose your favourite piece and practice it for a performance. We'd love to hear it so feel free to record yourself playing and send it in to us.</li> <li>• If you don't have access to a musical instrument, how about using your voice? You can access backing tracks on YouTube – we'd love to hear any recordings of budding Adeles or Ed Sheerans out there!</li> </ul>
-----------------------------------	--

**Now let's start creating your own music**

<p><b>Key Vocabulary</b></p> <p><b>GRAPHIC SCORE NOTATION</b></p>	<p><b>Meaning</b></p> <p>Creating musical sounds from pictures</p>  <p><b>NOTATION = Music written down</b></p>																																					
<p><b>STRUCTURE and TEXTURE</b></p>	<p><b>The way music is built</b></p> 	<p><b>Texture:</b></p> <p>How many layers the music has</p> <p>Lots of sounds at the same time = <b>THICK texture</b></p> <p>One or two sounds = <b>THIN texture</b></p>																																				
<p><b>TEMPO and DYNAMICS</b></p>	<p><b>TEMPO</b> Speed of the music</p> <table border="1" data-bbox="539 1317 869 1563"> <tr> <td>Largo</td> <td>slow</td> <td></td> </tr> <tr> <td>Moderato</td> <td>moderate/medium</td> <td></td> </tr> <tr> <td>Allegro</td> <td>fast</td> <td></td> </tr> <tr> <td>Presto</td> <td>very fast</td> <td></td> </tr> </table>	Largo	slow		Moderato	moderate/medium		Allegro	fast		Presto	very fast		<table border="1" data-bbox="965 1294 1388 1512"> <thead> <tr> <th>Word:</th> <th>Symbol:</th> <th>Affect on Volume:</th> </tr> </thead> <tbody> <tr> <td>forte</td> <td><i>f</i></td> <td>loud</td> </tr> <tr> <td>piano</td> <td><i>p</i></td> <td>soft</td> </tr> <tr> <td>mezzo piano</td> <td><i>mp</i></td> <td>slightly soft</td> </tr> <tr> <td>mezzo forte</td> <td><i>mf</i></td> <td>slightly loud</td> </tr> <tr> <td>sforzando</td> <td><i>sfz</i></td> <td>instantly loud</td> </tr> <tr> <td>crescendo</td> <td></td> <td>gradually louder</td> </tr> <tr> <td>diminuendo</td> <td></td> <td>gradually softer</td> </tr> </tbody> </table> <p>Dynamics = how loud or quiet the music is</p>	Word:	Symbol:	Affect on Volume:	forte	<i>f</i>	loud	piano	<i>p</i>	soft	mezzo piano	<i>mp</i>	slightly soft	mezzo forte	<i>mf</i>	slightly loud	sforzando	<i>sfz</i>	instantly loud	crescendo		gradually louder	diminuendo		gradually softer
Largo	slow																																					
Moderato	moderate/medium																																					
Allegro	fast																																					
Presto	very fast																																					
Word:	Symbol:	Affect on Volume:																																				
forte	<i>f</i>	loud																																				
piano	<i>p</i>	soft																																				
mezzo piano	<i>mp</i>	slightly soft																																				
mezzo forte	<i>mf</i>	slightly loud																																				
sforzando	<i>sfz</i>	instantly loud																																				
crescendo		gradually louder																																				
diminuendo		gradually softer																																				

<p><b>Task 3</b></p>	<ul style="list-style-type: none"> <li>• Can you interpret the shapes in the top box through sound? Does the pitch go high or low? Is the texture thick or thin?</li> <li>• You could try performing from this graphic score by using your voice or instrument and interpreting the shapes – there is no right or wrong result here, it's all down to your creativity!!!!</li> </ul>
----------------------	--

