

# Year 11 – Everyone Succeeds Evening



EVERYONE MATTERS EVERYONE HELPS EVERYONE SUCCEEDS

# Things to Consider...



- Is your child trying their best? Are their current achievements a true reflection of their capabilities?
- If they achieved their mock or current performance results in August - would you/they be happy?
- Did they/are they focusing their energies in the right areas?
- Is there a plan in place for September? Motivation and aspiration can often go hand in hand....

EVERYONE MATTERS EVERYONE HELPS EVERYONE SUCCEEDS

# So – how do I move forward with my child?



1. Exam timetable
2. Highlight their exams with them
3. Stick it up!
4. Students' individual timetables end of April

GCSE Examination Timetable Summer 2023			
Date	Start	Length	Subject / Component
Monday 15 <sup>th</sup> May	9am	1hr 45mins	Religious Studies A P1-3 Christ Religious Studies A P1-6 Judaism
Tuesday 16 <sup>th</sup> May	9am	1hr 45mins	Biology: Paper 1
	9am	1hr 15mins	Combined Science Trilogy – Biology: Paper 1
Wednesday 17 <sup>th</sup> May	9am	1hr 45mins	English Literature: Paper 1
	1pm	1hr	Sports Studies: Contemporary Issues in Sport
	1.30pm	1hr	PE: Physical factors affecting performance
Thursday 18 <sup>th</sup> May	9am	2hrs	History Paper 1A Option D History Paper 1B Option D
Friday 19 <sup>th</sup> May	9am	1hr 30mins	Mathematics: Paper 1

5	6	7	8	9	10	11
English Language Paper 1 French writing	Spanish – Listening & Reading	Maths Paper 2 History Paper 2	Further Maths Paper 1 PE Paper 2	Geography Paper 2 Biology Paper 2		
12	13	14	15	16	17	18
English Language Paper 2	Chemistry Paper 2 Spanish writing	Maths Paper 3 Music: Component 3		Physics Paper 2 Geography Paper 3		
19	20	21	22	23	24	25
Design & Technology	Food Preparation & Nutrition	Further Maths Paper 2 Hospitality and Catering				
26	27	28	29	30		

# So – how do I move forward with my child?



**39 days until the 1<sup>st</sup> examination on May 15<sup>th</sup>**

1. RAG rate your subjects – use the simple template in the booklet  
Identify actions that need to be taken

Post Mock Action Plan

Subject	Mock grade	On, above or below target	RAG	Action required by student	Any support needed?
Science					
English					
Maths					

# So – how do I move forward with my child?



RAINFORD  
HIGH

- ✓ Create revision timetables
- ✓ Use the RAG rating to prioritise
- ✓ Plan it
- ✓ Commit to it!

Monday	Tuesday	Wednesday	Thursday	Friday	Saturday	Sunday
School 9.00 -15.00	School 9.00 -15.00	School 9.00 -15.00	School 9.00 -15.00	School 9.00 - 15.00	Homework 10.00 - 12.00	General Revision 10.00 - 11.30
Homework 16.00 - 16.40	Homework 16.00 - 16.40	Homework 16.00 - 16.40	Homework 16.00 - 16.40	Homework 16.00 - 16.40	General Revision 13.00 - 14.00	Homework 12.00 - 13.30
Chemistry 17.00 - 17.40	English 17.00 - 17.40	History 17.00 - 17.40	Maths 17.00 - 17.40	English 17.00 - 17.40	General Revision 17.00 - 18.00	General Revision 16.30 - 17.30
Dinner	Dinner	Dinner	Dinner	Dinner	Dinner	Dinner
Maths 18.40 - 19.20	French 18.40 - 19.20	Biology 18.40 - 19.20	Physics 18.40 - 19.20	Geography 18.40 - 19.20		

# So – how do I move forward with my child?



RAINFORD  
HIGH

## 2. Get them to create flashcards

## 3. You can then support them with self-testing and quizzing until 'it sticks' – guidance for how to do it is in the booklet

Retrieval and Flashcards 'Do':	Retrieval and Flashcards 'Don't':
<ul style="list-style-type: none"><li>• Put a single piece of information on each flashcard.</li><li>• Sort your flashcards according to your confidence with them (see above).</li><li>• Create 'decks' for each topic. This may be a different colour card for each subject/unit.</li><li>• Mix up topics so you aren't always testing yourself on the same topic.</li><li>• <i>Practice the information you struggle and need to improve on.</i></li><li>• <i>Use PLCs, checklists or revision guides as a way to monitor your retrieval practice.</i></li><li>• <i>Move beyond recalling simple facts to detail and analysis.</i></li></ul>	<ul style="list-style-type: none"><li>• Spend more time making the flashcards than using them.</li><li>• Put lots of information onto each flashcard.</li><li>• Revise the flashcards in the same order every time that you use them.</li><li>• Only read the flashcards – test your memory!</li><li>• <i>Assume everything you've written is correct.</i></li><li>• <i>Throw away your quizzes or brain dumps.</i></li><li>• <i>Avoid testing yourself on tough topics or ones you dislike. You want it to be difficult.</i></li></ul>

# Where do we find the information?



RAINFORD  
HIGH

Subject	Which papers will I sit?	What do I need to revise?	Where can I find this information?	What are top revision tips for this paper and how should I prepare?
<b>Science (Combined Trilogy)</b>	Biology Paper 1 and 2	<b>Biology Paper 1</b> 1. Cell biology 2. Organisation 3. Infection and response 4. Bioenergetics <b>Paper2</b> 5. Homeostasis and response 6. Inheritance, variation and evolution 7. Ecology	<a href="#">GC??</a> <a href="http://www.tassomai.com">www.tassomai.com</a> <a href="http://www.freescienceless.uk">www.freescienceless.uk</a> <a href="https://www.bbc.com/e/subjects/zs6hvcw">https://www.bbc.com/e/subjects/zs6hvcw</a> <a href="http://www.physicsandmatf.com">www.physicsandmatf.com</a> <a href="http://www.aqa.org.uk">www.aqa.org.uk</a> <a href="http://www.savemyexams.com">www.savemyexams.com</a> Username: student@rainfordhigh Password: eihjf3shu	
	Chemistry Paper 1 and 2	<b>Chemistry Paper 1</b> 8. Atomic structure and the periodic table 9. Bonding, structure, and the properties of matter 10. Quantitative chemistry 11. Chemical changes 12. Energy changes <b>Paper 2</b> 13. The rate and extent of chemical change 14. Organic chemistry 15. Chemical analysis		
	Physics Paper 1 and 2	<b>Physics Paper 1</b> 18. Energy 19. Electricity 20. Particle model of matter 21. Atomic structure <b>Paper2</b> 22. Forces 23. Waves 24. Magnetism and electromagnetism		
	All papers are 1 hr 15mins			

Subject	Which papers will I sit?	What do I need to revise?	Where can I find this information?	What are top revision tips for this paper and how should I prepare?
<b>English Language</b>	Paper 1 and Paper 2	<b>Paper 1 Section A:</b> Analysis of one fiction extract Question 1 – information retrieval Question 2 – language analysis Question 3 – analysis of whole-text structure Question 4 – evaluation of a writer's methods  <b>Paper 1 Section B:</b> Either descriptive writing or narrative writing For descriptive writing, students are advised to use a cyclical structure For narrative writing, students are advised to use a flashback structure	Google Classroom (class code <b>fvei5kh</b> ) – all resources from the English department can be found here  'Mr Bruff' on YouTube – excellent analysis of set texts and exam tips  CGP revision guides (available to purchase from the English Department)  English Department instructional videos  Past papers (booklets have been distributed to students)	GCSE English Language Paper 1: Create a glossary of linguistic and literary terminology Read fiction texts and create a list of questions to explore them Read a fiction text and explore how the writer has used words to create effects Explore how writers organise the opening page of a novel to interest the reader Evaluate how successful a writer is in creating tension and suspense in a fiction extract Practise planning descriptions of images using a cyclical whole-text structure Practise planning flashback narrative responses based on scenes from films
	Both papers are 1hr 45mins	<b>Paper 2 Section A:</b> Analysis of two non-fiction extracts Question 1 – information retrieval and inferences Question 2 – summarising the similarities/differences between two texts Question 3 – language analysis Question 4 – comparison of viewpoints in two texts  <b>Paper 2 Section B:</b> Writing to present a viewpoint (argue, persuade or explain) Either a speech, article or a formal letter For all styles of writing, students are advised to use the 'boxing to argue' structure		

# So – how do I move forward




Unit 1: Macbeth

Unit 2: Romeo and Juliet

Unit 3: An Inspector Calls

Lesson Resources

 Download Unit

English | Year 10

**Unit 2: Romeo and Juliet**

Lesson 1: Shakespeare's Romeo and Juliet: The Prologue

Lesson 2: Feuding Families

Lesson 3: Introducing Romeo

Lesson 4: Courtly Love

Lesson 5: Introducing Juliet

Lesson 6: The Lovers Meet

Lesson 7: The Balcony Scene (Part 1)

Lesson 9: Conflict (Part 1/2)

KS4 English Literature

Revisiting Romeo and Juliet  
Conflict (I)



Need

- Eat
- wi
- we
- em
- Co
- su
- an

KS4 Maths (Foundation)


English

Geography

KS3 Science



# So – how do I move forward with my child?



RAINFORD  
HIGH

- Google Classroom GCSE Master Classes
- Classroom Code is: ysim5u7

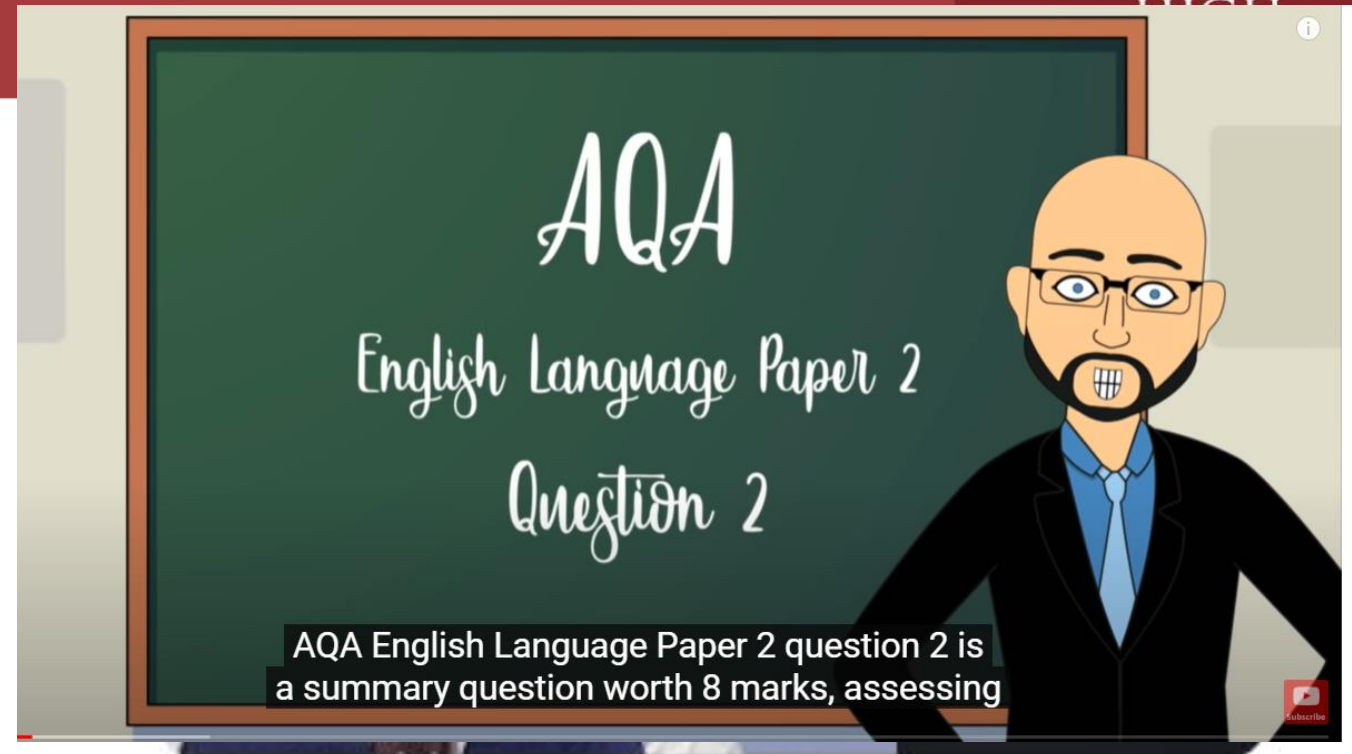
The screenshot shows a Google Meet interface. The main window displays a screen share of a PDF document from AQA. The document is titled 'GCSE SAMPLE SET (2021 exams only) Higher Tier Paper 4 Writing'. It includes a candidate signature section with fields for Surname, Forename(s), and Candidate signature, and a declaration: 'I declare this is my own work.' The document also states: 'This is a sample exam paper to demonstrate the paper layout and structure for 2021 exams only. The questions have been taken from existing question papers and there is no new content. This sample paper is in French but demonstrates the layout to the Writing paper for all GCSE languages in 2021.' The Meet interface includes a 'Customise' button in the top right, a 'Stop sharing' button, and a '20 minutes' timer. A participant named 'Miss Charlesworth' is visible in a small video window on the right. The bottom of the screen shows a video player control bar with a play button, volume icon, and a progress indicator at 0:09 / 12:42.



RAINFORD  
HIGH SCHOOL

**YouTube Tutorials as defined by  
subject teachers -**

**eg Mr Bruff for English provides  
provides revision summaries for  
English texts and AQA examination  
paper support**



**EVERYONE MATTERS EVERYONE HELPS EVERYONE SUCCEEDS**

# Create an effective revision environment



RAINFORD  
HIGH

- Find a quiet tidy room with minimal distractions – bedroom, dining room, library.
- Put revision timetable, exam timetable and other documents visible on wall
- Make sure to have a drink and snack– staying hydrated and full is important



- Put phone in another room, it is too much of a distraction
- Loud music is too much of a distraction. IF you must listen it needs to be low tempo, without lyrics.
- Have all revision materials and stationary on desk and ready to go – make it obvious!

# Contacting Staff



Email teachers if you need support –  
website / About Us / Staff

If you don't get what you need – email  
Heads of Departments

Year 11 Learning Leader – Mr Stow  
[r.stow@rainford.org.uk](mailto:r.stow@rainford.org.uk)

Year 11 Pastoral Leader - Mrs Sheedy  
[l.sheedy@rainford.org.uk](mailto:l.sheedy@rainford.org.uk)

SEND

KEY STAGE 3: YEARS 7, 8 & 9 STAFF

KEY STAGE 4: YEARS 10 & 11 STAFF

RAINFORD SIXTH FORM STAFF

English

Mathematics

Science

Art & Technology

Computing/Media

Humanities

Modern Foreign Languages

Physical Education

# Don't let them become nocturnal...!



RAINFORD  
HIGH



‘Night owls perform very poorly in the early morning’

- Keep to rhythms – 9am and 1pm

Time	Activity
8:30 – 11am	Revision
11 – 11:15	Break
11:15 – 12:30pm	Revision
12:30 – 1pm	Lunch
1:00 – 3:00	Revision
<b>= 5.75 hours per day</b>	

EVERYONE MATTERS EVERYONE HELPS EVERYONE SUCCEEDS



ORD  
H

Wellbeing

# Mental Health & Wellbeing

Students Exams 2023 Parents Wellbeing

Everyone Matters Schools Trust Six



Be Your

Mental

Safe

You

Thinking about suicide?  
Worried about someone?  
**STAYALIVE**

if I feel I cannot stay safe from suicide, I will talk to:

Don't Suffer In Silence, Make A Report.

thesharpsystem

11:45

Tue 16

**SUICIDE**  
the biggest killer of young people in the UK.

**HOPELINEUK**

If you are having thoughts of suicide or are concerned for a young person who might be, you can contact HOPELINEUK for confidential support and practical advice.

Call: 0800 068 4141  
Text: 07860 039 967  
Email: pat@papyrus-uk.org

Open every day 9am - midnight

www.papyrus-uk.org

**PAPYRUS**

**Text SHOUT to 85258**

**NHS**

**North West Boroughs Healthcare NHS Foundation Trust**

**Urgent mental help support**

- Halton: 0800 051 1508
- Knowsley: 0800 051 1508
- St Helens: 0800 051 1508
- Warrington: 0800 051 1508
- Wigan: 0800 051 3253

**kooth**

Free online counselling support for young people!  
Discover everything Kooth has to offer

DISCUSSION BOARDS  
FREE COUNSELLING  
KOOH MAGAZINE  
HELP ARTICLES  
SELF-HELP TOOLS

Sign up for free at Kooth.com

shout 85258 here for you 24/7

# Some Key Dates Left

Date	Event
April 17 <sup>th</sup>	Return after Easter Break
May 15 <sup>th</sup>	GCSE Examinations Start
May 26 <sup>th</sup>	Last official day in school before study leave
June 21 <sup>st</sup>	Last examination and final assembly – shirt signing
June 30 <sup>th</sup>	Prom

**Bridging work from GCSE – A Level available**

**GCSE Results Day and 6<sup>th</sup> Form Access  
Thursday 24<sup>th</sup> August 2023**



**EVERYONE MATTERS EVERYONE HELPS EVERYONE SUCCEEDS**

# Tonight – ‘Everyone Succeeds’



- Making Outstanding Progress Booklet
- GCSE exam timetable
- After-school application sessions timetable (until Easter)
- Meet the 6<sup>th</sup> Form team – information on 6<sup>th</sup> Form and Careers - Careers Officer too
- Meet MHWB team – Miss Ashcroft
- Information to support MHWB – Self-care during exams, healthy recipes, positive steps to wellbeing, how does sleep support your mental health etc

- Any questions?

Speak to our Heads of Faculty for subject specific or general revision advice!

All information from tonight's event and beyond will be uploaded under the 'Exams 2023' tab of the school website